

Istituto Comprensivo Statale  
"XIII Aprile 1944"  
Via della Repubblica – Soci (AR)

# Primary school "E. Perodi" - Soci

Classes: *IV A and IV B*

*S.Y. 2017-2018*

---



# SCIENCE - ENGLISH

THE PLANT

and

THE VEGETABLE  
GARDEN

**THE PARTS OF A PLANT AND THE VEGETABLE GARDEN**  
**PRIMARY SCHOOL OF SOCI - CLASSES IVA- IVB**  
**SCHOOL YEAR 2017- 2018**

CONTENT	COGNITION	CULTURE	COMMUNICATION
<ul style="list-style-type: none"> <li>✚ What plants need, have, give?</li> <li>✚ The life cycle of a plant.</li> <li>✚ Parts of a plant and the different functions.</li> <li>✚ Which plants can you find in a vegetables garden?</li> <li>✚ Introduction of some names of vegetables.</li> <li>✚ Discussion and presentation of the new vocabulary through flashcard games.</li> </ul> <p><b>Language aims:</b></p> <p><b>Structure:</b></p> <ul style="list-style-type: none"> <li>To have</li> <li>Do you like...?</li> <li>Singular /Plural</li> <li>Can I have...?</li> <li>How much is it?</li> </ul> <p><b>Vocabulary:</b></p> <ul style="list-style-type: none"> <li>Flower</li> <li>Seed</li> <li>Roots</li> <li>Leaf/leaves</li> <li>Fruit</li> <li>Stem</li> <li>Branches</li> <li>...</li> </ul>	<ul style="list-style-type: none"> <li>✚ Put in order the life cycle of a plant.</li> <li>✚ Draw and colour the different part of a plant.</li> <li>✚ Draw and colour flashcards.</li> <li>✚ Make puzzle and posters.</li> <li>✚ Play “Word games”.</li> <li>✚ Match words with pictures.</li> <li>✚ Know the importance of vegetables in our diet.</li> <li>✚ Speaking: use new words and structures in a real situation.</li> <li>✚ Questionnaire .</li> <li>✚ Final CLIL test.</li> </ul>	<ul style="list-style-type: none"> <li>✚ Use Internet for watching a video: “Parts of the plant”.</li> <li>✚ Use Internet for finding information about the parts of a plant.</li> <li>✚ Catch the importance of healthy food.</li> <li>✚ Consider the benefits of vegetables in the Mediterranean diet.</li> <li>✚ Visit the “Orto Botanico” of Siena.</li> </ul>	<ul style="list-style-type: none"> <li>✚ Use a language that is accessible to the class, consider special needs.</li> <li>✚ Improve their language skills.</li> <li>✚ Learn some new words. (Scientific vocabulary)</li> <li>✚ Videos, songs to learn properly</li> <li>✚ Memorize / Remember scientific items</li> <li>✚ Frontal lessons</li> <li>✚ Pair work</li> <li>✚ Group work</li> </ul>



# LIFE CYCLE OF A PLANT

SEED



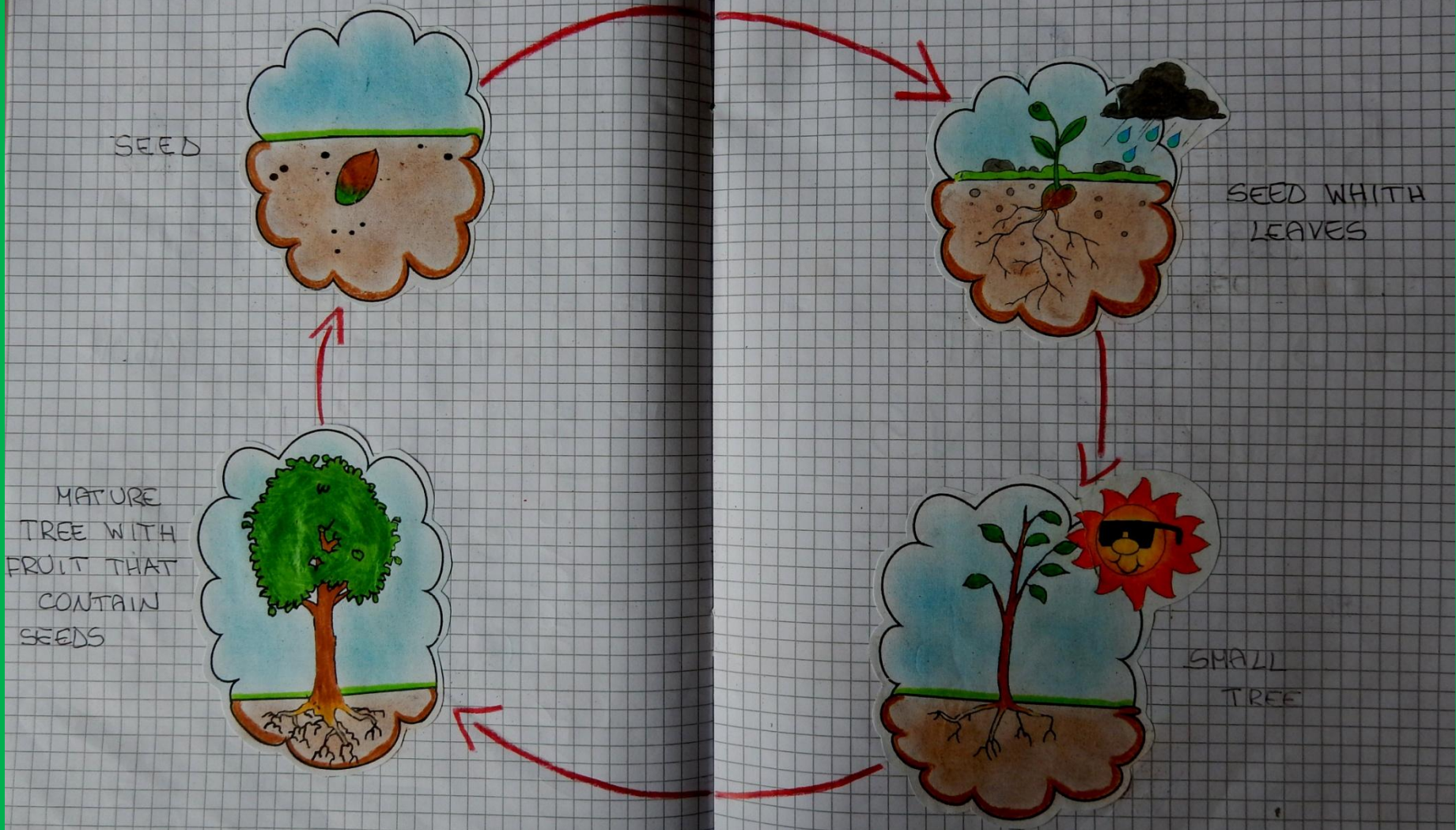
SEED WITH LEAVES



SMALL TREE



MATURE TREE WITH FRUIT THAT CONTAIN SEEDS





# PARTS OF A PLANT



PUZZLE






Make the puzzle  
and  
discover the main  
parts  
of a plant!


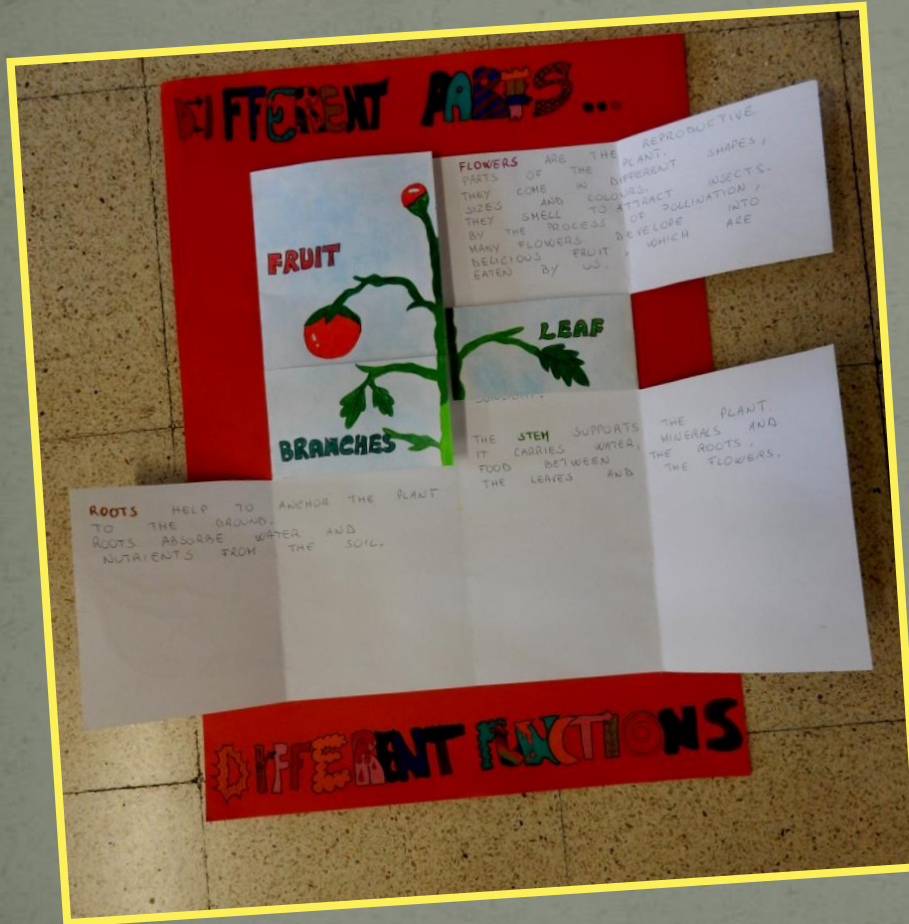


# Flipbook







# DIFFERENT PARTS... DIFFERENT FUNCTIONS!








# NEW WORDS!





# Learn by playing!





# WORD GAMES

**MATCH THE VEGETABLES  
TO THEIR LABELS**

CORN

CAULIFLOWER

ARTICHOKE

CELERY

GARLIC

POTATO



Find names of vegetables in the wordsquare.

A	U	B	E	R	G	I	N	E	I
S	C	T	O	M	A	T	O	E	P
P	U	R	A	D	I	S	H	O	U
A	C	P	E	P	P	E	R	N	M
R	U	A	T	V	E	G	E	I	P
A	M	C	A	R	R	O	T	O	K
G	B	P	C	T	A	B	L	N	I
U	E	E	O	B	E	A	N	S	N
S	R	A	R	C	E	L	E	R	Y
E	S	S	N	G	A	R	L	I	C

DRAW 8 VEGETABLES FROM THE WORDSQUARE IN THE CIRCLES AND LABEL THEM



FIND A MESSAGE WITH THE REMAINING LETTERS



# WORD GAMES

## COMPLETE THE NAMES OF THE VEGETABLES

B \_ \_ \_ \_ \_

C \_ C \_ \_ \_ E \_

L \_ \_ \_ U \_ E

\_ \_ A \_

\_ O \_ \_ O

P \_ \_ \_ \_

C \_ \_ \_ \_



## VEGETABLES CROSSWORD



ACROSS →



DOWN ↓







# Write the plural forms



01

<i>SINGULAR</i> 	<i>PLURAL</i> 
A TOMATO	THREE TOMATOES
A PUMPKIN	TWO
AN ARTICHOKE	FOUR
AN ONION	SOME
A CARROT	SOME
A FENNEL	TWO
A CELERY	FIVE
A CAULIFLOWER	THREE
A PEPPER	SOME
A POTATO	SOME



# I LIKE...

# I DON'T LIKE...

WHAT KIND OF VEGETABLES DO YOU LIKE?

I LIKE... I DON'T LIKE...

I DON'T LIKE: GARLIC AND BROCCOLI.

I LIKE: PUMPKIN, CARROT, PEPPER, TOMATO, FENNEL, CORN, CUCUMBER, POTATO, CAULIFLOWER, RADISH AND LETTUCE

WHAT KIND OF VEGETABLES DO YOU LIKE?

I LIKE... I DON'T LIKE...

I LIKE TOHATO, CARROT, CUCUMBER, POTATO  
ARTICHOKE AND PEPPER  
I DON'T LIKE BEANS, PEAS, SPINACH,  
BROCCOLI, GARLIC AND ONION



Which part of the plant do you eat?

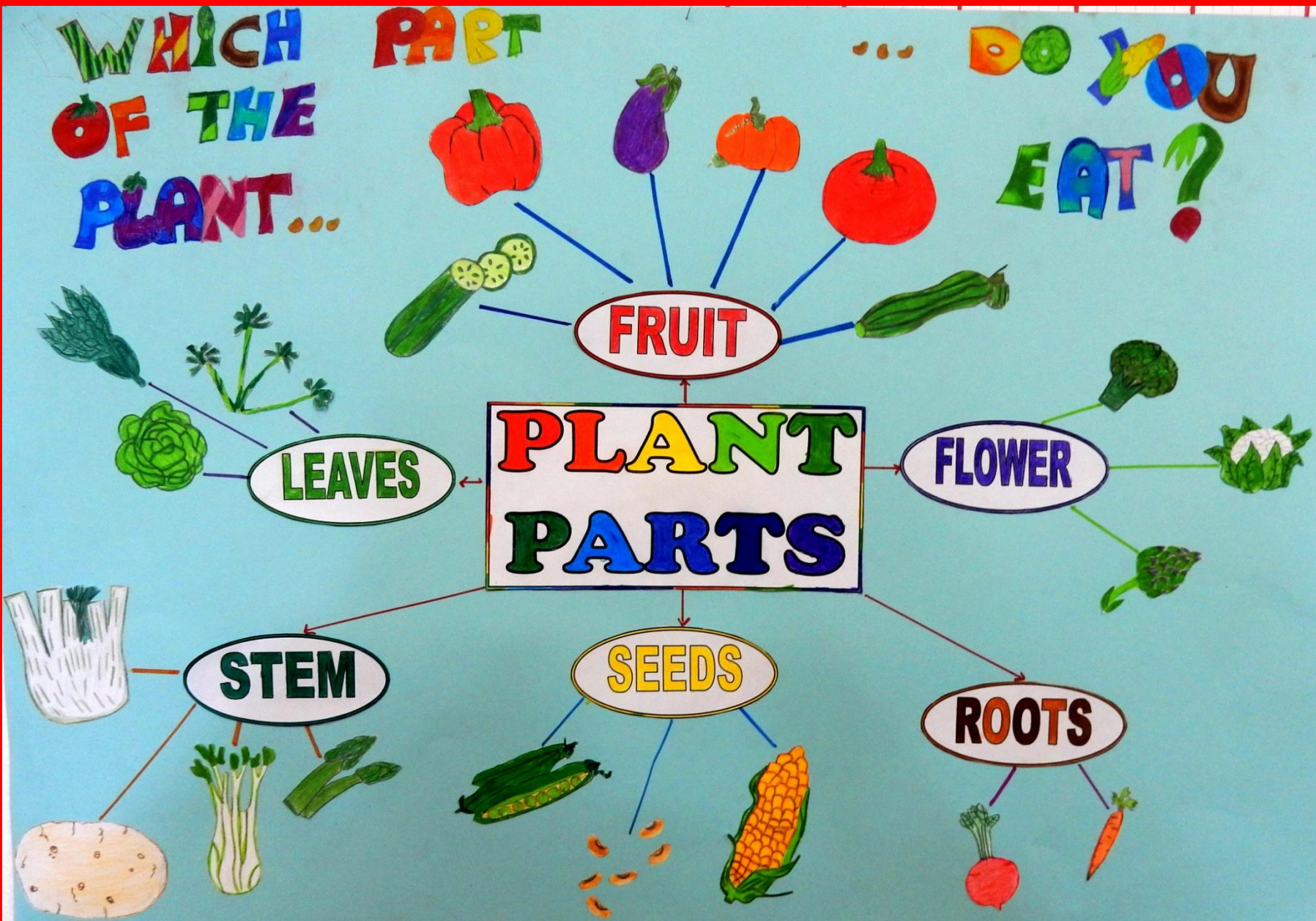




WHICH PART OF THE PLANT...

PART

... DO YOU EAT?



FRUIT

LEAVES

FLOWER

PLANT PARTS

STEM

SEEDS

ROOTS



# CHILDREN AT WORK!





# EAT A RAINBOW

# FOR

# HEALTH

## ORANGE



## WHITE



## GREEN

## PURPLE







# AT THE MARKET!

**GOOD MORNING!  
CAN I HAVE SOME CARROTS,  
PLEASE?**

**YES, HERE YOU  
ARE!**



**HAVE YOU GOT A  
CAULIFLOWER?**



**NO, I HAVEN'T, BUT  
THERE ARE GOOD  
AND DELICIOUS  
AUBERGINES.**

**WELL, CAN I HAVE  
THREE AUBERGINES  
AND A KILO OF  
TOMATOES, PLEASE?  
HOW MUCH IS IT?**



**IT'S 10  
POUNDS,  
THANKS!**




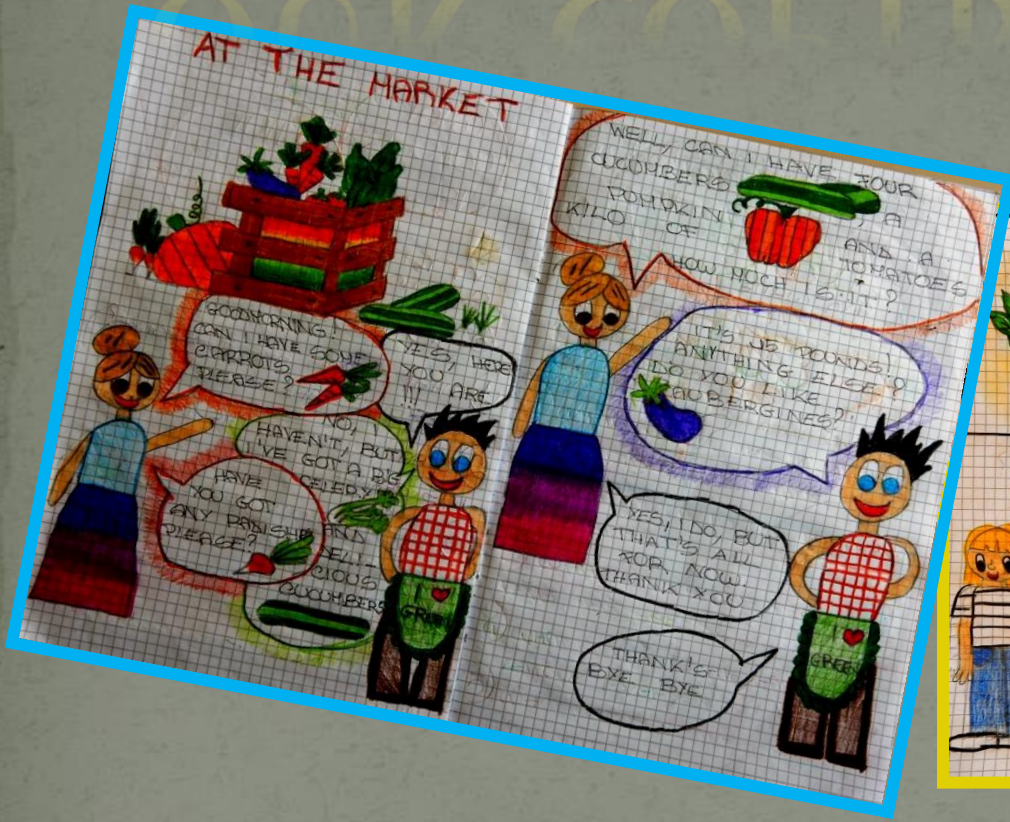
**DO YOU LIKE  
ARTICHOKES?**



**YES, I DO, BUT  
THAT'S ALL FOR  
NOW!  
THANK YOU. BYE...**



# OUR COPYBOOKS





# TEST!

VEGETABLES  
PICTURE TEST

SPELL AND WRITE

PEAS

ONION

LEEK

CARROT

CELERY

TOMATO











CABBAGE

LETTUCE

PARSLEY

CUCUMBER

CIRCLE THE CORRECT WORD

tomato leek cabbage		lettuce peas parsley	peas lettuce onion		tomato carrot cucumber
leek carrot cucumber		onion tomato cabbage	peas parsley cucumber		celery lettuce carrot
celery cabbage peas		leek carrot lettuce	cucumber parsley leek		celery onion cabbage
cucumber carrot lettuce		parsley cabbage tomato	lettuce onion tomato		celery cucumber parsley
cucumber tomato onion		leek celery peas	peas onion leek		cabbage celery carrot



# QUIZ

## VEGETABLES VOCABULARY

### QUIZ

WHAT IS IT?

GREEN ON THE OUTSIDE WHITE ON THE INSIDE

IT'S A CUCUMBER

GREEN AND LEAFY TASTES GOOD IN SALADS

IT'S THE LETTUCE

ORANGE ... GROWS UNDERGROUND

IT'S THE CARROT

TINY, ROUND AND GREEN, GROW IN PODS

THEY ARE PEAS

SOFT AND RED

IT'S A TOMATO

ITS LEAVES ARE USED TO DECORATE FOODS

IT'S THE PARSLEY

CRISP AND GREEN

IT'S A CELERY

GREEN OUTSIDE AND WHITE LIKE A CLOUD INSIDE

IT'S THE CAULIFLOWER

GROWS UNDERGROUND, ROUND AND RED.

IT'S A RADISH

BIG, ORANGE AND WE USE IT FOR HALLOWEEN PARTY

IT'S A PUMPKIN.

DARK GREEN, LEAFY. POPEYE EATS THEM AND BECOMES STRONG

THEY ARE SPINACH.



# POSTERS



# IV A

JELID A.  
LORENZO A.  
GABRIEL B.  
GIULIA C.  
FRANCESCO C.  
GIACOMO C.  
FRANCESCA D. C.  
JACOPO F.  
FRANCESCO I.  
SUCHITA K.  
MATTEO M.  
CATERINA N.  
GABRIELE O.  
ANNA P.  
LORENZO P.  
ALESSIA PAOLA P.  
TASNIAH R.  
RICCARDO R.  
ANITA S.  
SIMONE S.  
DANIELE V.  
MATILDE V.  
MELISA Z.

# IV B

CHRISTIAN A.  
REMZIE A.  
ANNA B.  
LAURA B.  
MATILDE C.  
NICOLA C.  
FRANCESCA C.  
LUNA C.  
LORENZO C.  
DYLAN D.  
SOFIA F.  
FILIPPO F.  
LAPO G.  
FRANCESCO I.  
GIULIA L.  
MICHELE N.  
AMRA N.  
GIUSEPPE P.  
FRANCESCO P.  
ANITA S.  
SERENA V.  
KHADIJA W.

**Teacher: Laura Bartolini**